

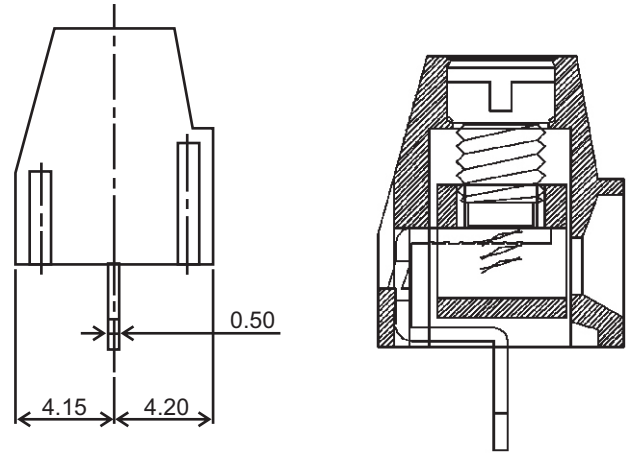
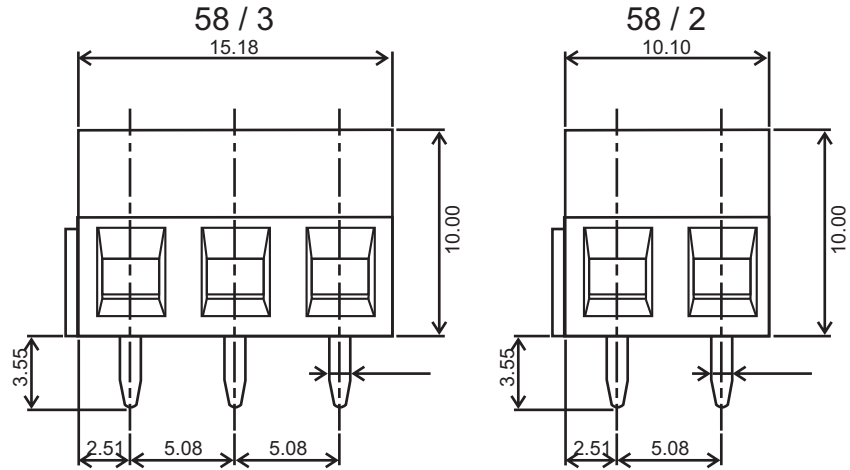



Manufacturer of PCB Terminal Blocks, Fuse Holders, Barrier Terminals, & Switches

Screw Type (Cage-Clamp Design) Connectors

Series 58

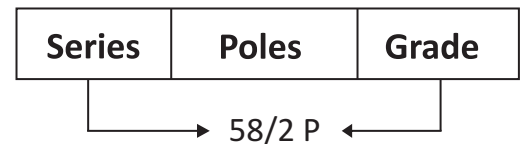
[Model : 58/2, 58/3]



TECHNICAL SPECIFICATIONS :

Pitch	: 5.08 mm
Nominal Rating	: 15A/300V
Dielectric Strength	: > 2kV
Moulded Material	: PA66 - UL94 V0 or V2
Insulation Resistance	: > 1000 M Ω @ 500 Vdc
Terminal	: Tin Plated Copper Alloy
Wire Cage	Nickel Plated Brass
Screw	: M3 x 0.50 mm : Brass Nickel Plated Suffix "P" : MS Trivalent Zinc Plated Suffix "C"
Wire Size	: 1.5 mm ²
Maximum Torque	: 0.30 - 0.40 Nm

ORDERING CODE



Number of Poles: 2 or 3
Grade : P or C

P = Professional Grade
C = Economy Grade

Approval Data

UL :300V / 10A / 26-16 AWG
cUL :300V / 10A / 26-16 AWG
CE :300V / 15A / 26-16 AWG

► The recommended PCB hole diameter is 1.30 mm unless otherwise specified for that product.



Customized Color Options Available
*Subject to Minimum Order Quantity

Off/Works: 830/2, GIDC Estate, Makarpura, Vadodara - 390010
Landline: 9227979806, Telephone: 9227979801
Email: sales@vitalelectrocomp.com • Web: www.vitalelectrocomp.com

Google Us : Vital Connectors